





Lancashire Office  
 City Office Park  
 Bluebell Way  
 Preston  
 Lancashire  
 PR2 5PE


Tel: 01772 799830  
 Fax: 01772 799840  
 Web: [www.nwda.co.uk](http://www.nwda.co.uk)


 **Directions from the North:**  
 Continue south on the M6 past the Broughton (M55) interchange and leave the M6 at Junction 31, by the River Ribble. Proceed down the slip road following the signs for Preston A59. After coming back under the M6 take the slip road back onto the Northbound carriageway of the M6 and proceed north to Junction 31A. Then follow instructions as detailed below from the South.

 **Directions from the South:**  
 Follow the M6 Northbound leaving at Junction 31a. At the first roundabout take the first left towards Longridge / Industrial Estates, coming back underneath the motorway. At the next roundabout, take the third exit onto Bluebell Way. After 200 metres turn left onto the service road and then right onto City Office park. We are the blue building at the far end of the site. Please use the car park to the left of the building.

 **Parking:**  
 Visitor parking is available on site.

 **By Bus:**  
 The Orbit bus 88A/88C runs from Preston city centre every 15 minutes.

 **By Rail:**  
 Preston is the nearest railway station which is approximately 15 minutes by taxi. For train times call 08457 48 49 50 or visit [www.nationalrail.co.uk](http://www.nationalrail.co.uk)

 **By Air:**  
 Manchester Airport is approximately 1 hour away. Liverpool John Lennon Airport is approximately 1 hour away.

